

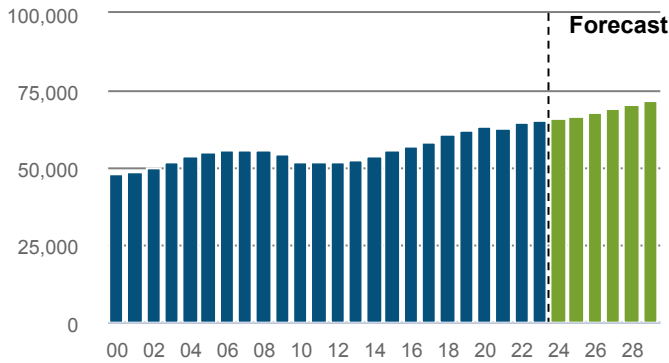
Automotive

NEW ZEALAND

How many people worked in the sector in 2023?

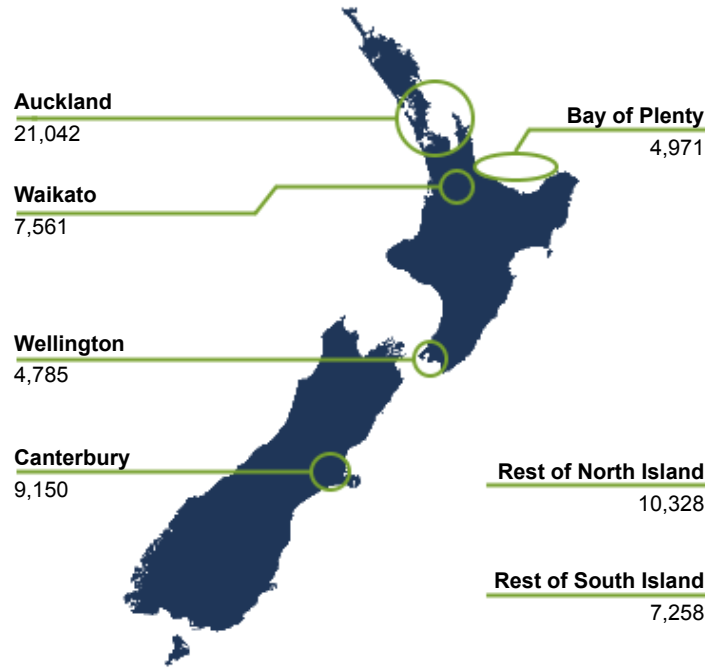
65,095 filled jobs

2.4% of 2,753,601 in New Zealand



CHANGE P.A	2018-2023	2024-2029
Automotive	1.4%	1.6%
Total New Zealand	2.0%	1.2%

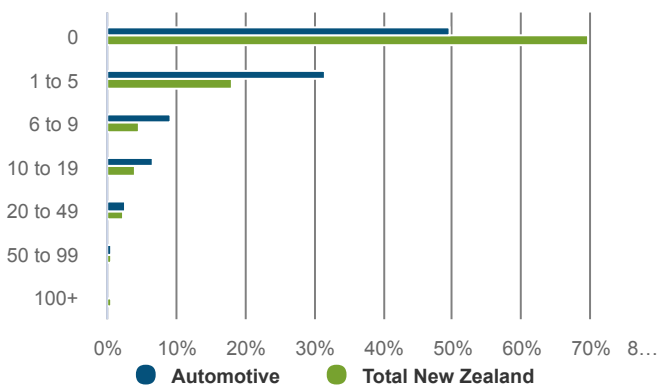
What regions do people work in?



How many businesses were in the sector in 2023?

14,194 business units

2.2% of 641,529 in New Zealand



What were the top 5 occupations in 2023?

29,711 jobs: top 5 occupations

45.6% of total Automotive in New Zealand

OCCUPATION	LEVEL 2023	CHANGE	
		18-23	24-29 (F)
Motor Mechanic (General)	18,690	1.4%	1.7%
Diesel Motor Mechanic	3,668	3.1%	2.2%
Sales Assistant (General)	3,417	1.2%	1.5%
Automotive Electrician	2,028	2.2%	2.1%
Chief Executive or Managing Director	1,909	0.5%	0.7%

How many people are likely to be in new roles in the sector between now and 2029?

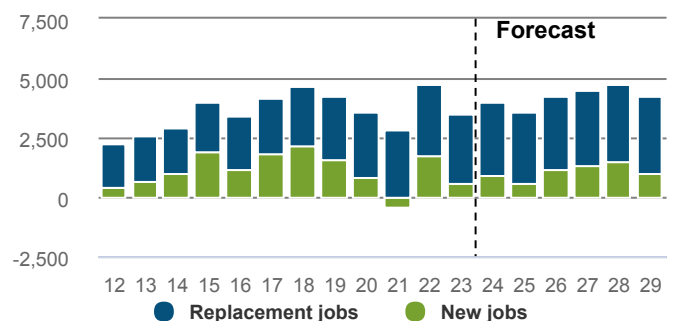
25,318 Total job openings

Total New Zealand: 988,630

Total job openings (2024-2029) consists of:

- New jobs: 6,552
- Net Replacement job openings: 18,766

New job openings come from growth in total employment. Replacement job openings estimate individuals leaving an occupation (eg, retirement), net of individuals entering an occupation (eg, returning from parental leave).



Automotive

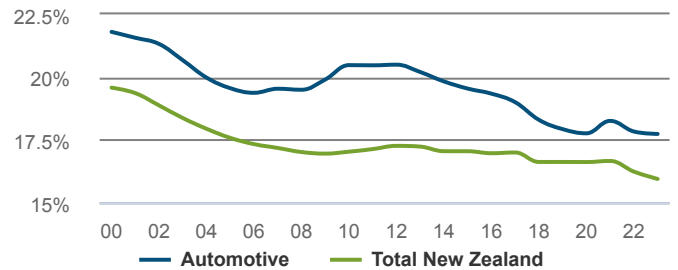
NEW ZEALAND

How many people were self-employed in 2023?

11,542 Self-employed

Workers in the Automotive are more likely to be self-employed than workers in New Zealand as a whole.

17.7% self-employment rate
Total New Zealand: 15.9%



How productive was the sector in 2023?

\$6,434m GDP

1.7% of New Zealand GDP

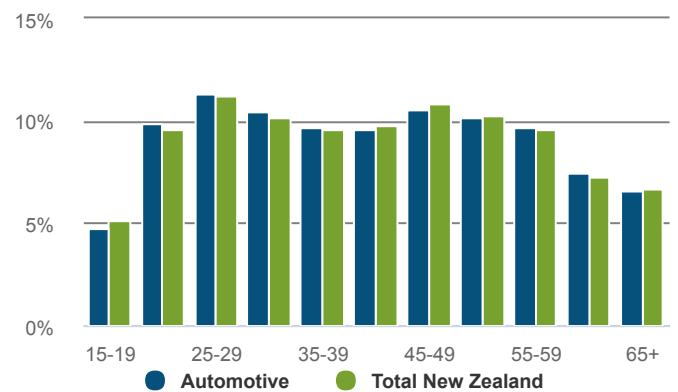
CHANGE P.A.	2018-2023	2013-2023
Automotive	2.6%	3.5%
Total New Zealand	2.7%	3.1%

\$104,116 GDP/FTE

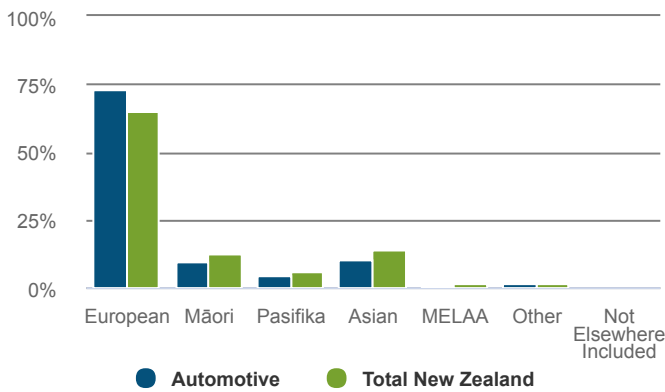
Total New Zealand: \$152,331

0.8% P.A. change from 2018-2023.
Total New Zealand: 0.2%

What was the age profile of workers in 2018?



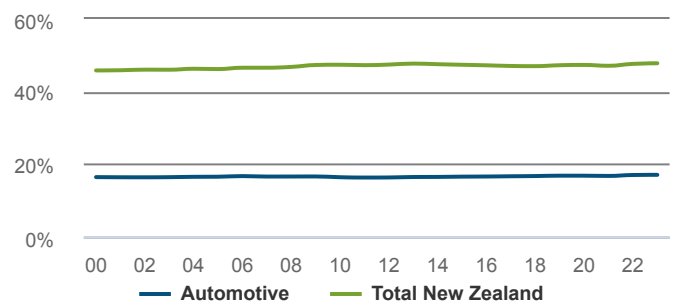
What was the ethnicity of workers in 2018?



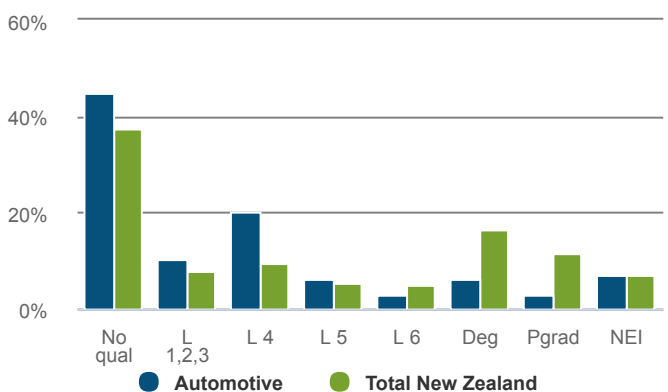
How many workers were female in 2023?

17.0% female

Total New Zealand: 47.8%



What were the workers highest (post school) quals in 2018?



How many hours were spent working in 2018?

