

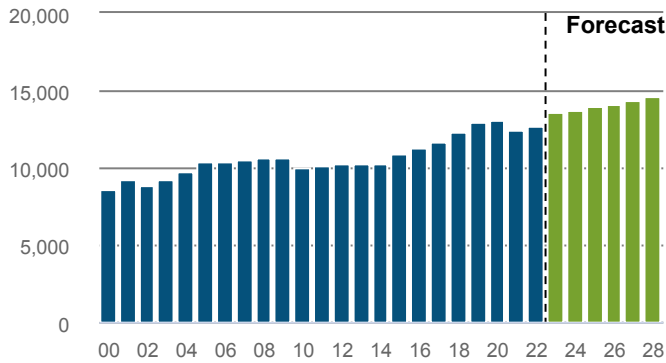
Warehouse & Logistics

NEW ZEALAND

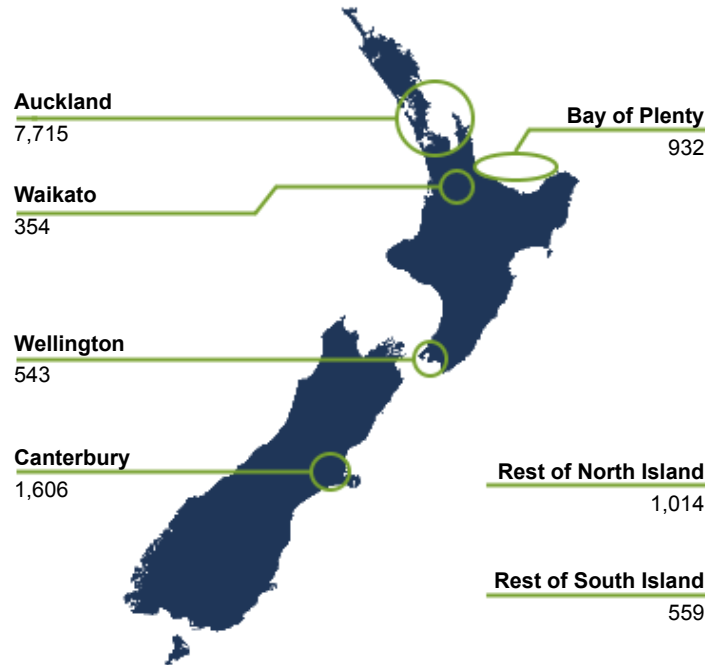
How many people worked in the sector in 2022?

12,723 filled jobs

0.5% of 2,693,301 in New Zealand



What regions do people work in?

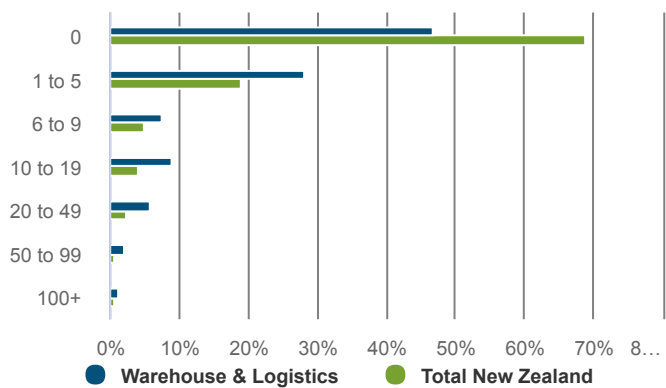


CHANGE P.A	2017-2022	2023-2028
Warehouse & Logistics	1.7%	1.4%
Total New Zealand	2.1%	1.0%

How many businesses were in the sector in 2022?

1,700 business units

0.3% of 628,932 in New Zealand



What were the top 5 occupations in 2022?

4,354 jobs: top 5 occupations

34.2% of total Warehouse & Logistics in New Zealand

OCCUPATION	LEVEL 2022	CHANGE	
		17-22	23-28 (F)
Storeperson	2,110	2.7%	0.8%
Import-Export Clerk	646	-1.3%	1.8%
Sales Representatives nec	643	0.7%	1.9%
Despatching and Receiving Clerk	529	-1.0%	0.2%
Sales and Marketing Manager	426	1.8%	2.9%

How many people are likely to be in new roles in the sector between now and 2028?

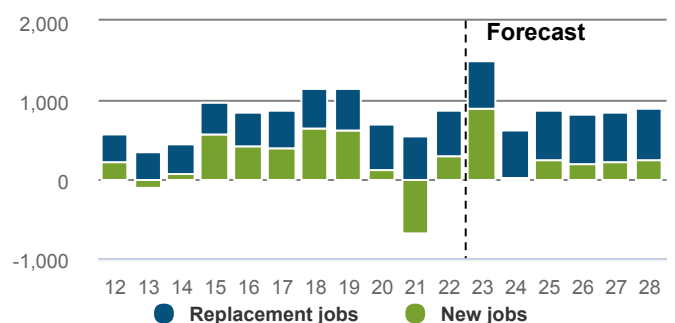
5,588 Total job openings

Total New Zealand: 898,134

Total job openings (2023-2028) consists of:

- New jobs: 1,872
- Net Replacement job openings: 3,717

New job openings come from growth in total employment. Replacement job openings estimate individuals leaving an occupation (eg, retirement), net of individuals entering an occupation (eg, returning from parental leave).



Warehouse & Logistics

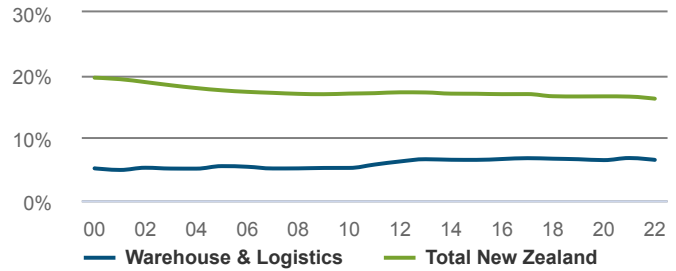
NEW ZEALAND

How many people were self-employed in 2022?

822 Self-employed

Workers in the Warehouse & Logistics are less likely to be self-employed than workers in New Zealand as a whole.

6.5% self-employment rate
Total New Zealand: 16.2%



How productive was the sector in 2022?

\$1,965m GDP

0.5% of New Zealand GDP

CHANGE P.A.	2017-2022	2012-2022
Warehouse & Logistics	0.8%	2.7%
Total New Zealand	2.9%	3.0%

\$162,700 GDP/FTE

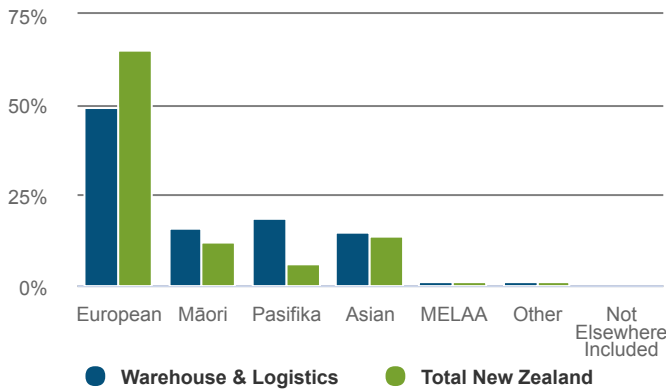
Total New Zealand: \$148,629

-1.2% P.A. change from 2017-2022.
 Total New Zealand: 0.4%.

What was the age profile of workers in 2018?



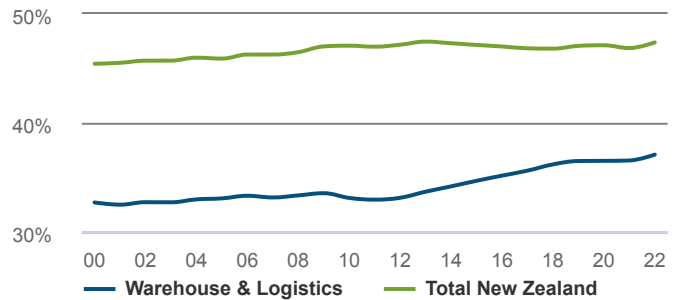
What was the ethnicity of workers in 2018?



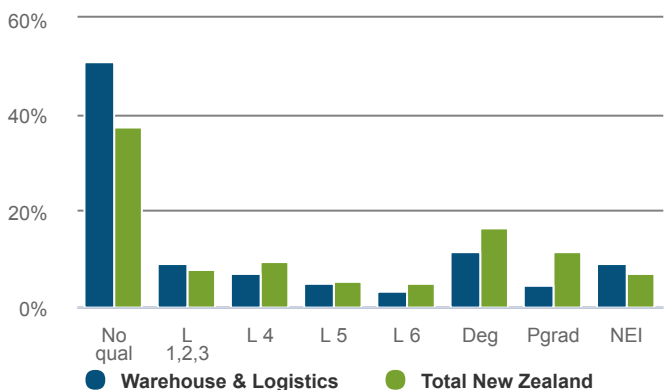
How many workers were female in 2022?

37.1% female

Total New Zealand: 47.4%



What were the workers highest (post school) quals in 2018?



How many hours were spent working in 2018?

