

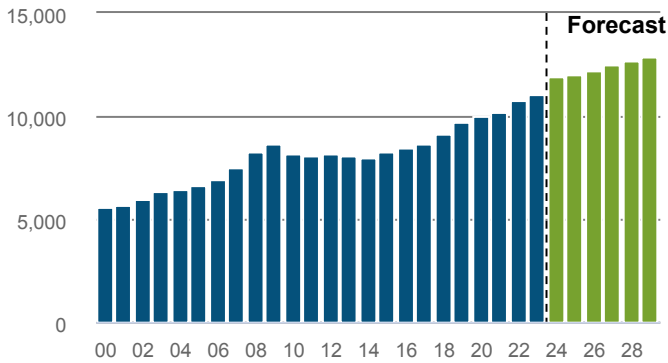
# Resource Recovery

## NEW ZEALAND

How many people worked in the sector in 2023?

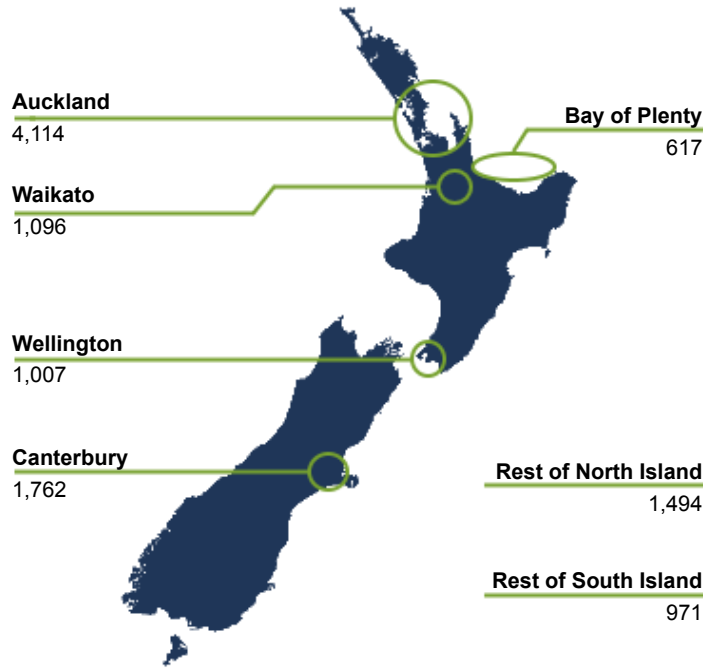
**11,060 filled jobs**

0.4% of 2,753,601 in New Zealand



| CHANGE P.A        | 2018-2023 | 2024-2029 |
|-------------------|-----------|-----------|
| Resource Recovery | 3.9%      | 1.6%      |
| Total New Zealand | 2.0%      | 1.2%      |

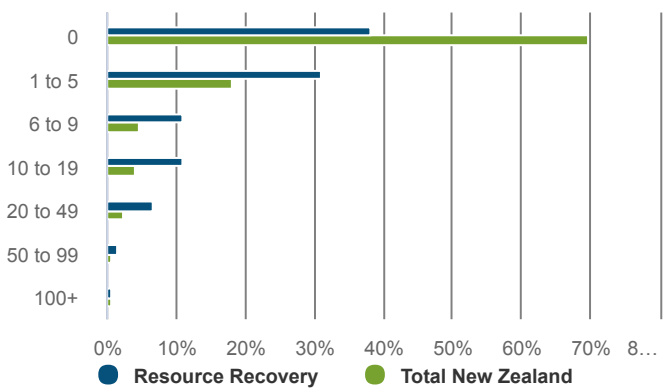
What regions do people work in?



How many businesses were in the sector in 2023?

**1,365 business units**

0.2% of 641,529 in New Zealand



What were the top 5 occupations in 2023?

**3,906 jobs: top 5 occupations**

35.3% of total Resource Recovery in New Zealand

| OCCUPATION                     | LEVEL 2023 | CHANGE |           |
|--------------------------------|------------|--------|-----------|
|                                |            | 18-23  | 24-29 (F) |
| Truck Driver (General)         | 1,683      | 3.7%   | 0.9%      |
| Labourers nec                  | 733        | 4.9%   | 2.4%      |
| Factory Process Workers nec    | 543        | 7.7%   | 5.1%      |
| Recycling or Rubbish Collector | 526        | 2.1%   | -1.1%     |
| Sales Representatives nec      | 421        | 2.8%   | 0.9%      |

How many people are likely to be in new roles in the sector between now and 2029?

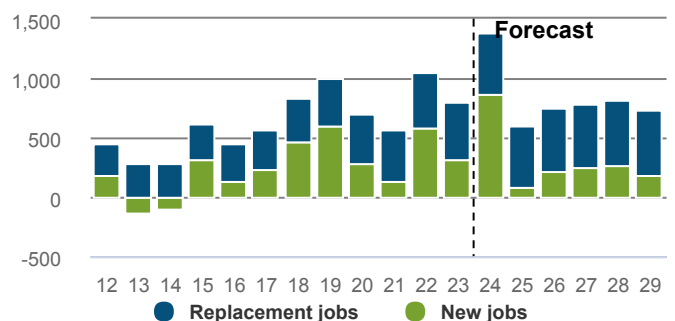
**5,044 Total job openings**

Total New Zealand: 988,630

Total job openings (2024-2029) consists of:

- New jobs: 1,857
- Net Replacement job openings: 3,187

New job openings come from growth in total employment. Replacement job openings estimate individuals leaving an occupation (eg, retirement), net of individuals entering an occupation (eg, returning from parental leave).



# Resource Recovery

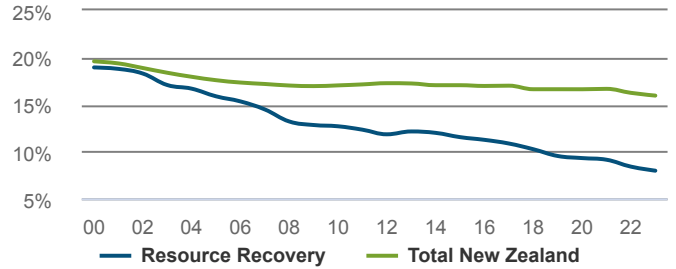
## NEW ZEALAND

### How many people were self-employed in 2023?

**879 Self-employed**

Workers in the Resource Recovery are less likely to be self-employed than workers in New Zealand as a whole.

**7.9% self-employment rate**  
**Total New Zealand: 15.9%**



### How productive was the sector in 2023?

**\$1,805m GDP**

**0.5% of New Zealand GDP**

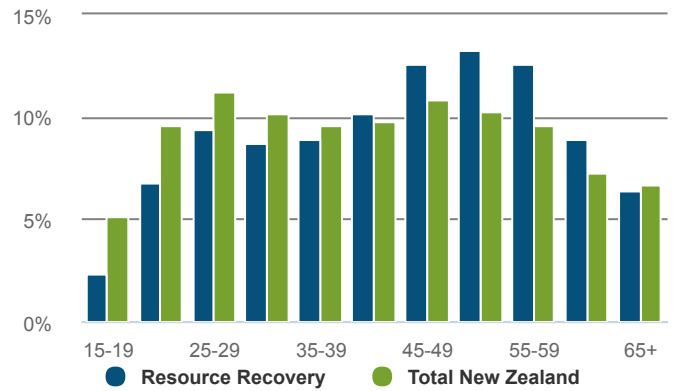
| CHANGE P.A        | 2018-2023 | 2013-2023 |
|-------------------|-----------|-----------|
| Resource Recovery | 3.2%      | 2.0%      |
| Total New Zealand | 2.7%      | 3.1%      |

**\$170,479 GDP/FTE**

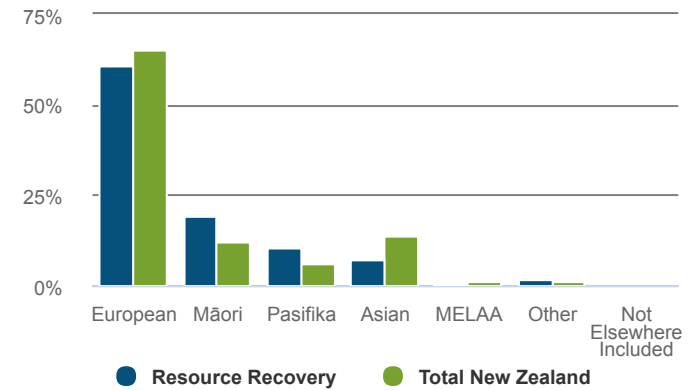
**Total New Zealand: \$152,331**

**-1.1% P.A. change from 2018-2023.**  
**Total New Zealand: 0.2%.**

### What was the age profile of workers in 2018?



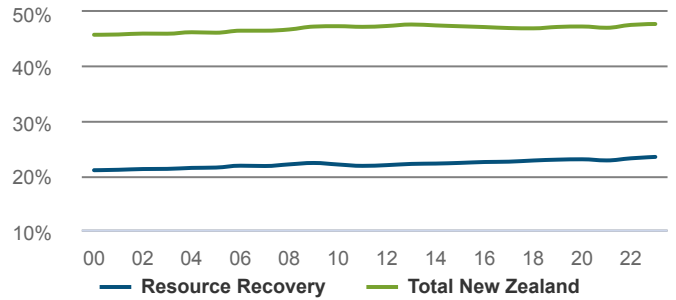
### What was the ethnicity of workers in 2018?



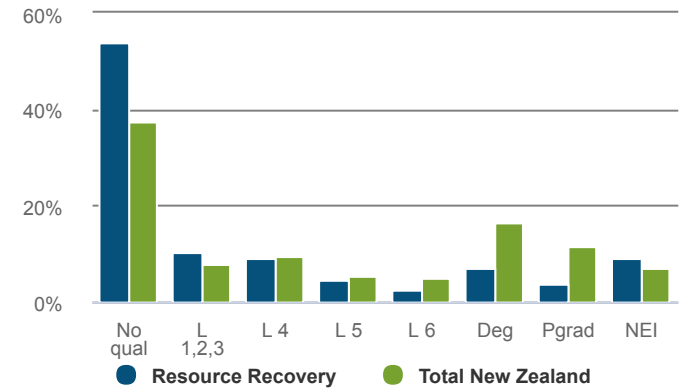
### How many workers were female in 2023?

**23.4% female**

**Total New Zealand: 47.8%**



### What were the workers highest (post school) quals in 2018?



### How many hours were spent working in 2018?

